

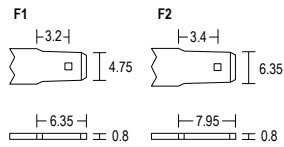
PS-1260FP 12 Volt 6.0 AH

Rechargeable Sealed Lead Acid Battery

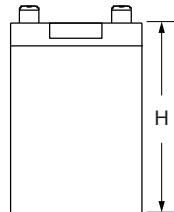




Terminals (mm)

- FP - FASTON Polarized
- Positive: F2 - Quick disconnect tabs, 0.250" x 0.032" - Mate with AMP. INC. FASTON "250" series
- Negative: F1 - Quick disconnect tabs, 0.187" x 0.032" - Mate with AMP. INC. FASTON "187" series



Physical Dimensions: in (mm)



L: 5.95 (151)

Tolerances are +/- 0.04 in. (+/- 1mm) and +/- 0.08 in. (+/- 2mm) for height dimensions. All data subject to change without notice.

Features

- Absorbent Glass Mat (AGM) technology for superior performance
- Valve regulated, spill proof construction allows safe operation in any position
- Power/volume ratio yielding unrivaled energy density
- Rugged impact resistant ABS case and cover (UL94-HB)
- Approved for transport by air. D.O.T., I.A.T.A., F.A.A. and C.A.B. certified
- U.L. recognized under file number MH 20845

Performance Specifications

Nominal Voltage	12 volts (6 cells)
Nominal Capacity	
20-hr.	
10-hr.	
5-hr. (1.01A to 10.20 volts)	5.05 AH
1-hr. (3.92A to 9.00 volts)	3.92 AH
15-min. (11.6A to 9.00 volts)	2.90 AH
Approximate Weight	4.40 lbs. (2.00 kg)
Energy Density (20-hr. rate)	1.65 W-h/in ³ (100.55 W-h/l)
Specific Energy (20-hr. rate)	16.36 W-h/lb (36.08 W-h/kg)
Internal Resistance (approx.)	30 milliohms
Max Discharge Current (7 Min.)	18.0 amperes
Max Short-Duration Discharge Current (10 Sec.)	60.0 amperes
Shelf Life (% of nominal capacity at 68 °F (20 °C))	
1 Month	97%
3 Months	91%
6 Months	83%
Operating Temperature Range	
Charge	-4 °F (-20 °C) to 122 °F (50 °C)
Discharge	-40 °F (-40 °C) to 140 °F (60 °C)
Case	ABS Plastic
Power-Sonic Chargers	PSC-12800A, 12800A-C

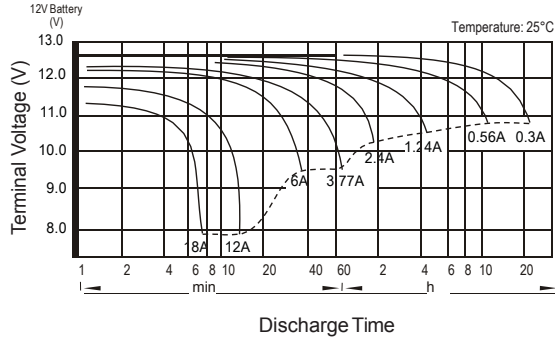
Further Information

Please refer to our website www.power-sonic.com for a complete range of useful downloads, such as product catalogs, material safety data sheets (MSDS), technical manual, ISO certification, etc..

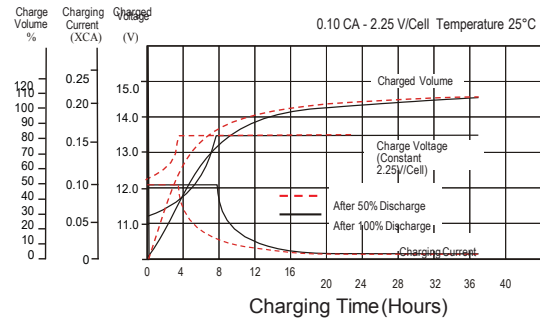
AMPS/WATTS @ 25 °C

FINAL VOLTAGE	10 MIN	15 MIN	30 MIN	45 MIN	1 HR	2 HR	3 HR	5 HR	8 HR	10 HR	20 HR
	A/W	A/W	A/W	A/W	A/W	A/W	A/W	A/W	A/W	A/W	A/W
1.85	10.3/19.3	8.87/16.7	5.01/9.51	3.73/7.16	2.97/5.73	1.64/3.18	1.16/2.26	0.784/1.54	0.540/1.07	0.451/0.893	0.248/0.490
1.80	11.8/21.6	10.0/18.5	5.46/10.3	4.00/7.62	3.15/6.04	1.74/3.36	1.23/2.37	0.824/1.61	0.560/1.10	0.465/0.919	0.250/0.495
1.75	13.1/23.8	11.2/20.5	6.11/11.4	4.29/8.12	3.34/6.38	1.82/3.50	1.29/2.50	0.847/1.65	0.575/1.13	0.477/0.940	0.253/0.499
1.70	14.3/25.6	12.2/22.2	6.56/12.2	4.62/8.70	3.54/6.74	1.89/3.63	1.33/2.55	0.866/1.68	0.584/1.15	0.484/0.955	0.257/0.507
1.65	15.5/27.3	13.2/23.7	7.14/13.2	4.89/9.14	3.71/7.02	1.96/3.74	1.36/2.61	0.885/1.71	0.593/1.16	0.490/0.965	0.261/0.514
1.60	16.9/29.4	14.5/25.6	7.62/13.9	5.16/9.58	3.92/7.37	2.06/3.92	1.42/2.71	0.904/1.74	0.606/1.18	0.499/0.980	0.262/0.516

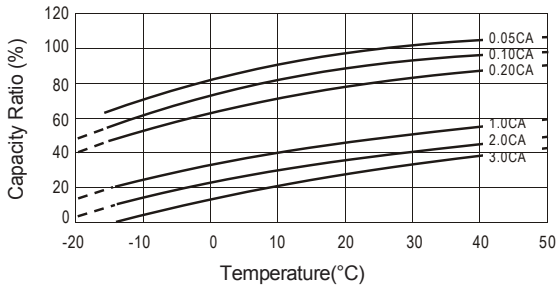
Discharge Characteristics



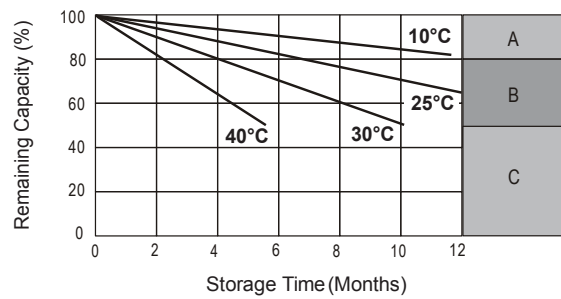
Float Charging Characteristics



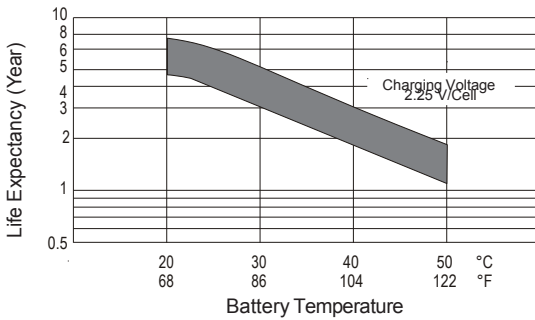
Temperature Effects in Relation to Battery Capacity



Self Discharge Characteristics



Effect of Temperature on Long-Term Float Life



- A** No supplementary charge required (Carry out supplementary charge before use if 100% capacity is required.)
- B** Supplementary charge required before use. Optional charging way as below: 1. Charged for above 3 days at limited current 0.25CA and constant voltage 2.25V/cell. 2. Charged for above 20 hours at limited current 0.25CA and constant voltage 2.45V/cell. 3. Charged for 8-10 hours at limited current 0.05CA.
- C** Supplementary charge may often fail to recover the capacity. The battery should never be left standing till this is reached

Charging

Cycle Applications: Limit initial current to less than 1.8A. Charge until battery voltage (under charge) reaches 14.4 to 14.7 volts at 68°F (20°C). Hold at 14.4 to 14.7 volts until current drops to under 60mA. Battery is fully charged under these conditions, and charger should be disconnected or switched to “float” voltage.

“Float” or “Stand-By” Service: Hold battery across constant voltage source of 13.5 to 13.8 volts continuously. When held at this voltage, the battery will seek its own current level and maintain itself in a fully charged condition.

Note: Due to the self-discharge characteristics of this type of battery, it is imperative that they be charged within 6 months of storage, otherwise permanent loss of capacity might occur as a result of sulfation.

Contact Information



DOMESTIC SALES
 Tel: (07) 3386 1102
 Fax: (07) 3102 9913
sales@spb.net.au

www.sealedperformance.com.au
 1 Ant Road, Yatala
 Brisbane QLD 4207

