

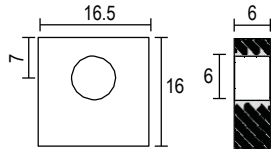
PS-12350 12 Volt 35.0 AH

Rechargeable Sealed Lead Acid Battery



Terminals (mm)

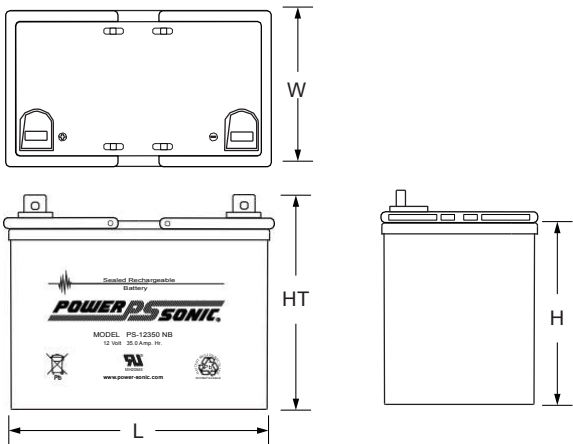
- NB3: Heavy duty terminal posts with nut and bolt fasteners



Torque: 3.9~5.4 Nxm

This model can be supplied with T6 button terminals, subject to inventory availability and lead in times.

Physical Dimensions: in (mm)



L: 7.72 (196) W: 5.14 (131) H: 6.22 (158) HT: 7.00 (176)

Tolerances are +/- 0.04 in. (+/- 1mm) and +/- 0.08 in. (+/- 2mm) for height dimensions. All data subject to change without notice.

Features

- Absorbent Glass Mat (AGM) technology for superior performance
- Valve regulated, spill proof construction allows safe operation in any position
- Power/volume ratio yielding unrivaled energy density
- Rugged impact resistant ABS case and cover (UL94-HB)
- Integrated ABS carrying handles for ease of movement
- Approved for transport by air. D.O.T., I.A.T.A., F.A.A. and C.A.B. certified
- U.L. recognized under file number MH 20845

Performance Specifications

Nominal Voltage 12 volts (6 cells)

Nominal Capacity

20-hr. (1.75A to 10.50 volts)	35.0 AH
10-hr. (3.3A to 10.50 volts)	33.0 AH
5-hr. (6.2A to 10.20 volts)	31.0 AH
1-hr. (25A to 9.00 volts)	25.0 AH
15-min. (70A to 9.00 volts)	17.5 AH

Approximate Weight 24.70 lbs. (11.20 kg)

Energy Density (20-hr. rate) 1.70 W-h/in³ (103.84 W-h/l)

Specific Energy (20-hr. rate) 17.00 W-h/lb (37.49 W-h/kg)

Internal Resistance (approx.) 8 milliohms

Max Discharge Current (7 Min.) 105.0 amperes

Max Short-Duration Discharge Current (10 Sec.)..... 350.0 amperes

Shelf Life (% of nominal capacity at 68 °F (20 °C))

1 Month	97%
3 Months.....	91%
6 Months	83%

Operating Temperature Range

Charge..	-4 °F (-20 °C) to 122 °F (50 °C)
Discharge.....	-40 °F (-40 °C) to 140 °F (60 °C)

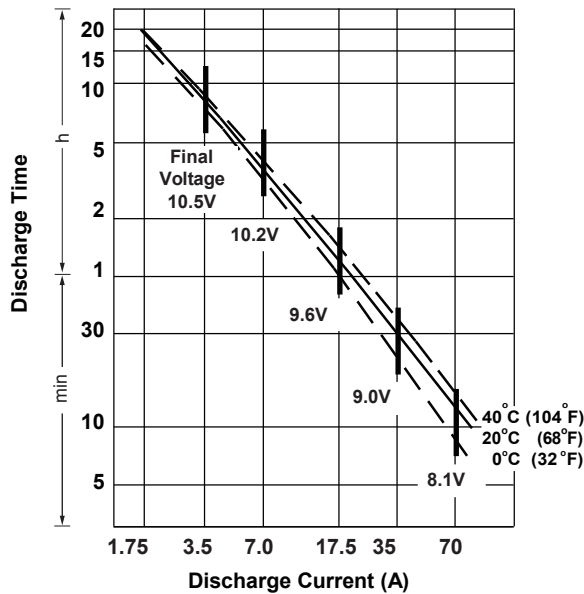
Case ABS Plastic

Power-Sonic ChargersPSC-124000A, 124000A-C

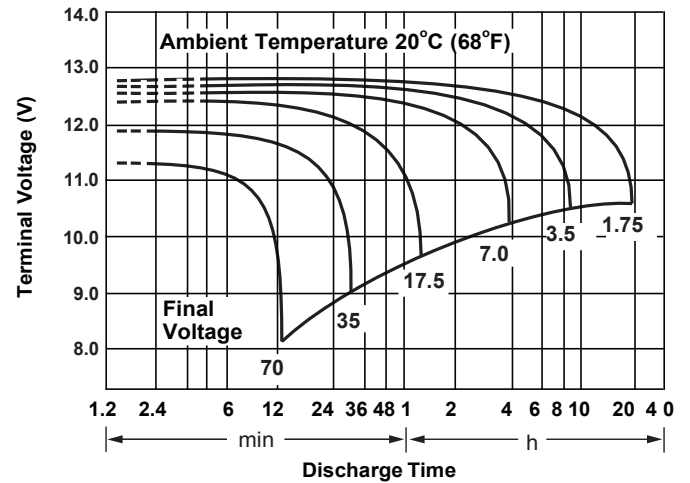
Constant Power Discharge Ratings

MODEL	FINAL VOLTAGE	WATTS PER CELL @ 25° C						
		5 MIN	10 MIN	15 MIN	20 MIN	30 MIN	45 MIN	60 MIN
PS-12350	1.75	245	170	133	108	80	60	45
	1.70	251	174	136	110	82	61	47
	1.67	258	176	139	113	83	62	48

Discharge Time vs. Discharge Current



Discharge Characteristics



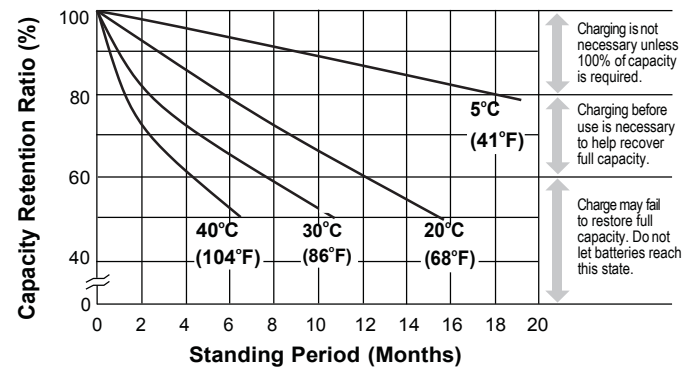
Charging

Cycle Applications: Limit initial current to 10.5A. Charge until battery voltage (under charge) reaches 14.4 to 14.7 volts at 68°F (20°C). Hold at 14.4 to 14.7 volts until current drops to under 350mA. Battery is fully charged under these conditions, and charger should be disconnected or switched to “float” voltage.

“Float” or “Stand-By” Service: Hold battery across constant voltage source of 13.5 to 13.8 volts continuously. When held at this voltage, the battery will seek its own current level and maintain itself in a fully charged condition.

Note: Due to the self-discharge characteristics of this type of battery, it is imperative that they be charged within 6 months of storage, otherwise permanent loss of capacity might occur as a result of sulfation.

Shelf Life & Storage



Chargers

Power-Sonic offers a wide range of chargers suitable for batteries up to 100AH. Please refer to the Charger Selection Guide in our specification sheets for “C-Series Switch Mode Chargers” and “Transformer Type A and F Series”. Please contact our Technical department for advice if you have difficulty in locating suitable models.

Further Information

Please refer to our website www.power-sonic.com for a complete range of useful downloads, such as product catalogs, material safety data sheets (MSDS), ISO certification, etc..

Contact Information



DOMESTIC SALES
Tel: (07) 3386 1102
Fax: (07) 3102 9913
sales@spb.net.au

www.sealedperformance.com.au
1 Ant Road, Yatala
Brisbane QLD 4207

