

PGFT-12V100 FR 12 Volt 106.8 AH @ 20-hr. rate
100.0 AH @ 8-hr. rate

Rechargeable Sealed Lead Acid Battery
Designed for Cyclic, Standby, and Solar Applications

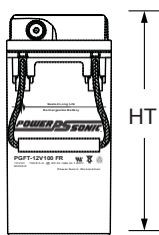
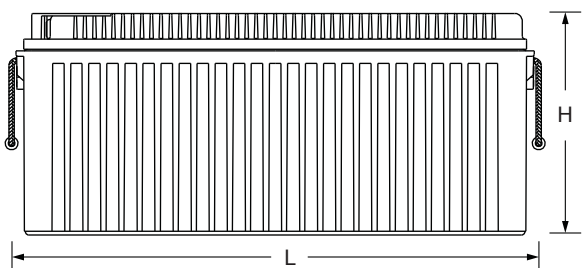
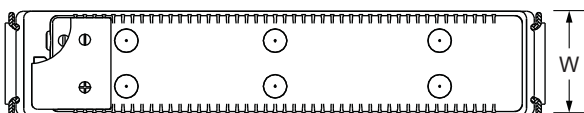


Terminals (mm)

- T13: Threaded insert w. 6 mm stud fastener



Physical Dimensions: in (mm)



L: 21.46 (545) W: 4.33 (110) H: 9.17 (233) HT: 9.17 (233)

Tolerances are ±0.04 in. (±1mm) and ±0.08 in. (±2mm) for height dimensions.

Features

- **Long Service Life** - Thick plate design and efficient gas recombination yield a service life expectancy of up to 12 years in standby mode.
- **Low Internal Resistance** - Superb high-rate discharge characteristics ensure reliable performance in UPS and Telecom applications.
- **Maintenance-Free, Non-Spillable** - Proven VRLA technology guarantees safe operation without maintenance and 'non-restricted article' status for transportation.
- **Handles** - Integral carrying handles.
- **Low Self-Discharge** - Lead-calcium alloy grids and use of high purity lead account for superior shelf-life characteristics permitting storage for extended periods of time.
- **Designed-In Reliability** - Cutting-edge manufacturing and process control combined with meticulous quality assurance procedures guarantee consistent and dependable performance.

Performance Specifications

Nominal Voltage 12 volts (6 cells)

Nominal Capacity

20-hr. (5.34A to 10.80 volts)	106.8 AH
10-hr. (10.0A to 10.80 volts)	100.0 AH
8-hr. (12.1A to 10.50 volts).....	96.8 AH
5-hr. (17.8A to 10.50 volts)	89.0 AH
3-hr. (27.0A to 9.60 volts)	85.8 AH
1-hr. (65.3A to 9.60 volts)	65.3 AH

Approximate Weight 78.5 lbs. (35.6 kg)

Energy Density (10-hr. rate) 1.41 W-h/in³ (85.94 W-h/l)

Specific Energy (10-hr. rate) 15.29 W-h/lb (33.70 W-h/kg)

Internal Resistance (approx.) 4.3 milliohms

Max Short-Duration Discharge Current (10 Sec.)..... 1068 amperes

Shelf Life (% of nominal capacity at 68°F (20°C))

1 Month	97%
3 Months.....	91%
6 Months	83%

Operating Temperature Range

Charge.. -4°F (-20°C) to 122°F (50°C)

Discharge..... -40°F (-40°C) to 140°F (60°C)

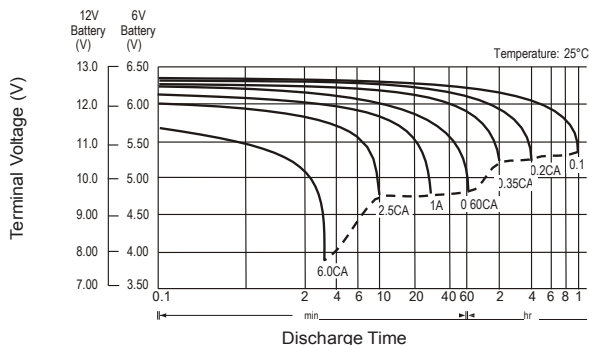
Case ABS Plastic (UL94 V-0 flame retardant)

Power-Sonic Chargers n/a

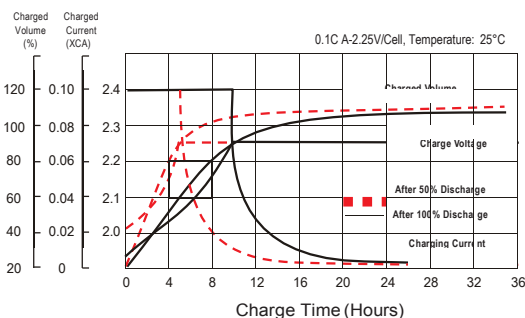
AMPS/WATTS @ 25° C

	10 min	15 min	20 min	30 min	45 min	1h	2h	3h	4h	5h	8h	10h	20h
1.85V	154.2/287.9	132.0/249.0	117.0/222.9	93.4/179.9	71.3/138.5	57.4/111.9	33.8/66.3	25.0/49.2	20.2/39.8	17.0/33.7	11.8/23.6	9.75/19.5	5.18/10.4
1.80V	181.2/334.4	150.8/280.6	129.6/243.3	101.2/192.0	75.3/145.2	59.9/116.1	34.8/67.8	25.7/50.4	20.7/40.7	17.5/34.6	12.1/24.1	10.0/20.0	5.34/10.7
1.75V	195.0/354.2	159.6/293.4	135.6/252.1	104.8/197.2	77.6/148.1	61.7/119.1	35.6/69.0	26.1/51.0	21.1/41.2	17.8/35.0	12.3/24.4	10.1/20.2	5.41/10.8
1.70V	205.8/365.4	167.6/303.9	141.3/260.8	107.4/200.9	79.1/150.4	63.1/121.4	36.1/69.9	26.6/51.8	21.3/41.7	18.0/35.4	12.4/24.6	10.2/20.4	5.47/10.9
1.67V	216.0/382.0	172.4/311.3	145.2/266.9	110.0/205.4	80.8/151.2	64.3/123.4	36.7/71.0	27.0/52.4	21.6/42.2	18.2/35.7	12.5/24.8	10.3/20.5	5.50/11.0
1.60V	223.2/383.9	177.2/313.6	148.8/269.7	112.0/206.4	82.3/154.3	65.3/124.1	37.3/71.5	27.4/52.9	21.9/42.5	18.5/36.0	12.7/25.0	10.4/20.6	5.53/11.0

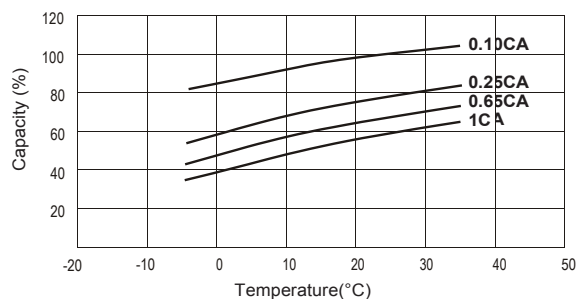
Discharge Characteristics



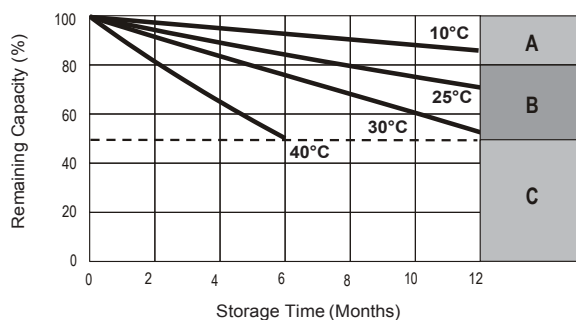
Float Charging Characteristics



Temperature Effects in Relation to Battery Capacity

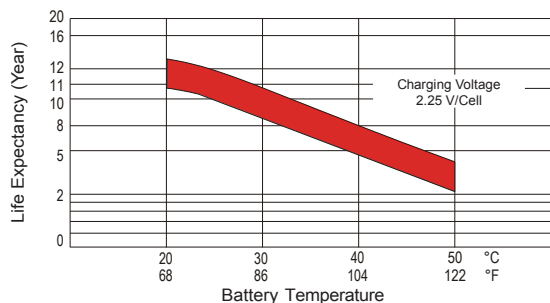


Self Discharge Characteristics



- A** No supplementary charge required
(Carry out supplementary charge before use if 100% capacity is required.)
- B** Supplementary charge required before use. Optional charging way as below: 1. Charged for above 3 days at limited current 0.25CA and constant voltage 2.25V/cell. 2. Charged for above 20 hours at limited current 0.25CA and constant voltage 2.45V/cell. 3. Charged for 8~10 hours at limited current 0.05CA.
- C** Supplementary charge may often fail to recover the capacity. The battery should never be left standing till this is reached

Effect of Temperature on Long-Term Float Life



Charging

Cycle Applications: Limit initial current to 32A. Charge until battery voltage (under charge) reaches 14.4 to 14.7 volts at 68° F (20° C). Hold at 14.4 to 14.7 volts until current drops to under 1068mA. Battery is fully charged under these conditions, and charger should be disconnected or switched to “float” voltage.

“Float” or “Stand-By” Service: Hold battery across constant voltage source of 13.5 to 13.8 volts continuously. When held at this voltage, the battery will seek its own current level and maintain itself in a fully charged condition.

Note: Due to the self-discharge characteristics of this type of battery, it is imperative that they be charged within 6 months of storage, otherwise permanent loss of capacity might occur as a result of sulfation.

Contact Information



DOMESTIC SALES
Tel: (07) 3386 1102
Fax: (07) 3102 9913
sales@spb.net.au

www.sealedperformance.com.au
1 Ant Road, Yatala
Brisbane QLD 4207

