

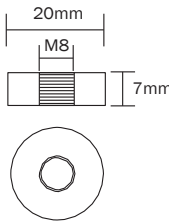
**PG-12V250, 12 Volt 260 AH @ 20-hr. rate**  
**PG-12V250 FR 250 AH @ 10-hr. rate**

**Rechargeable Sealed Lead Acid Battery**  
**Designed for Cyclic, Standby, and Solar Applications**

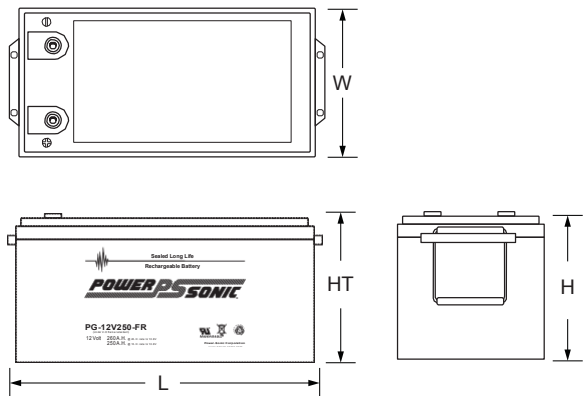


## Terminals (mm)

- T11 - THREADED INSERT - 8mm STUD



## Physical Dimensions: in (mm)



**L: 20.55 (522) W: 10.55 (268) H: 8.66 (220) HT: 8.90 (226)**

Tolerances are +/- 0.04 in. (+/- 1mm) and +/- 0.08 in. (+/- 2mm) for height dimensions. All data subject to change without notice.

## Features

- **Long Service Life** - Thick plate design and efficient gas recombination yield a service life expectancy of up to 10 years in standby mode.
- **Low Internal Resistance** - Superb high-rate discharge characteristics ensure reliable performance in UPS and Telecom applications.
- **Maintenance-Free, Non-Spillable** - Proven VRLA technology guarantees safe operation without maintenance and 'non-restricted article' status for transportation.
- **Handles** - Integral carrying handles.
- **Low Self-Discharge** - Lead-calcium alloy grids and use of high purity lead account for superior shelf-life characteristics permitting storage for extended periods of time.
- **Designed-In Reliability** - Cutting-edge manufacturing and process control combined with meticulous quality assurance procedures guarantee consistent and dependable performance.

## Performance Specifications

**Nominal Voltage** ..... 12 volts (6 cells)

### Nominal Capacity

20-hr. (13.0A to 10.80 volts) .....	260.0 AH
10-hr. (25.0A to 10.80 volts) .....	250.0 AH
5-hr. (43.0A to 10.50 volts) .....	215.4AH
3-hr. (65.05A to 10.50 volts) .....	195.2 AH
1-hr. (152.5A to 9.60 volts) .....	152.5 AH

**Approximate Weight** ..... 161.0 lbs. (73.0 kg)

**Energy Density (10-hr. rate)** ..... 1.60 W-h/in<sup>3</sup> (97.51 W-h/l)

**Specific Energy (10-hr. rate)** ..... 18.63 W-h/lb (41.08 W-h/kg)

**Internal Resistance (approx.)** ..... 2.5 milliohms

**Max Short-Duration Discharge Current (10 Sec.)**..... 780 amperes

### Shelf Life (% of nominal capacity at 68°F (20°C))

1 Month .....	97%
3 Months.....	91%
6 Months .....	83%

### Operating Temperature Range

Charge.. .....	-4°F (-20°C) to 122°F (50°C)
Discharge.....	-40°F (-40°C) to 140°F (60°C)

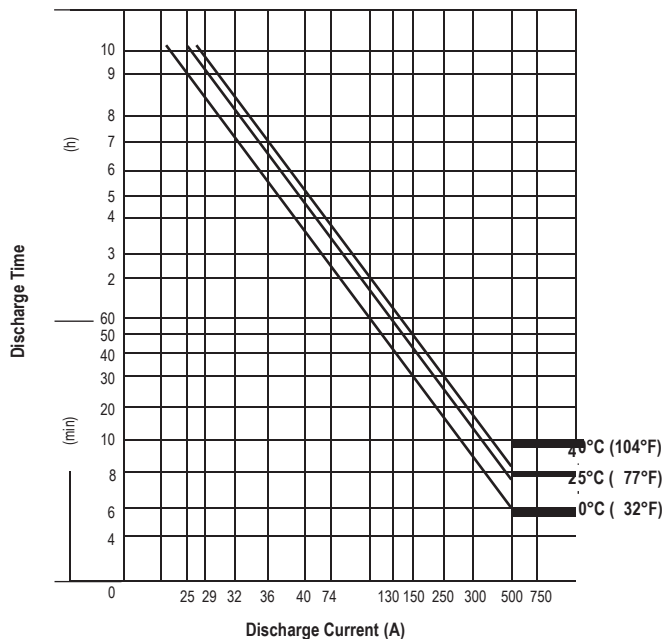
**Case - 12V250**..... ABS Plastic (UL-94-HB rated)

**Case - 12V250 FR**..... ABS Plastic (UL94 V-O flame retardant)

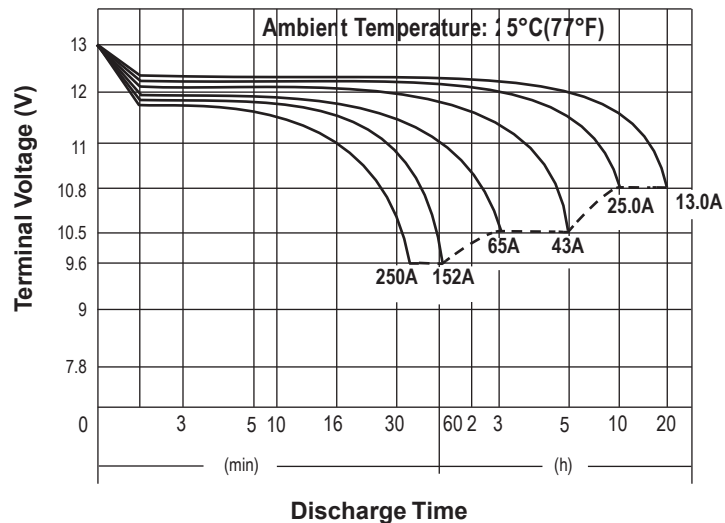
**Power-Sonic Chargers** ..... n/a

AMPS/WATTS @ 25 ° C											
FINAL VOLTAGE	10 MIN	15 MIN	30 MIN	45 MIN	1 HR	2 HR	3 HR	5 HR	8 HR	10 HR	20 HR
	A/W	A/W	A/W	A/W	A/W	A/W	A/W	A/W	A/W	A/W	A/W
1.85	386.9/714.6	329.0/613.9	218.7/416.9	165.5/318.2	135.6/261.4	75.1/145.8	59.4/115.7	39.1/76.6	27.6/54.5	23.6/46.7	12.9/25.5
1.80	494.3/902.3	397.6/731.8	258.1/484.4	192.5/367.2	151.8/291.3	81.9/158.0	63.9/123.8	42.0/81.9	29.3/57.7	25.0/49.4	13.0/25.7
1.75	543.2/975.6	434.2/789.5	267.9/498.6	199.8/377.4	158.8/303.4	85.0/163.3	65.1/125.6	43.0/83.8	29.8/58.5	25.3/49.8	13.1/25.9
1.70	592.0/1039.3	463.6/831.1	278.9/516.1	207.8/391.0	163.9/311.9	88.4/169.4	66.9/128.9	44.2/85.7	30.2/59.3	25.5/50.3	13.4/26.4
1.65	638.9/1111.2	492.9/877.0	294.2/540.0	213.0/397.2	169.4/320.0	90.8/173.2	69.7/133.7	45.4/87.8	30.7/60.1	26.0/51.2	13.5/26.7
1.60	693.6/1179.0	527.2/922.4	310.6/566.2	221.9/411.7	175.4/329.7	93.9/178.1	71.9/137.2	46.9/90.4	31.0/60.5	26.3/51.7	13.6/26.8

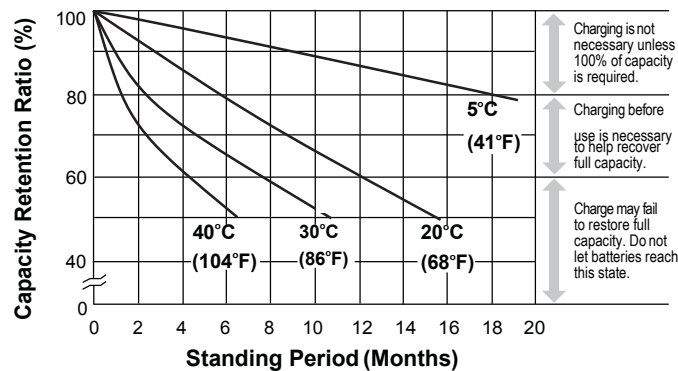
### Discharge Time vs. Discharge Current



### Discharge Characteristics



### Shelf Life & Storage



### Charging

**Cycle Applications:** Limit initial current to 25.0A. Charge until battery voltage (under charge) reaches 14.4 to 14.7 volts at 68°F (20°C). Hold at 14.4 to 14.7 volts until current drops to under 2.6A. Battery is fully charged under these conditions, and charger should be disconnected or switched to “float” voltage.

**“Float” or “Stand-By” Service:** Hold battery across constant voltage source of 13.5 to 13.8 volts continuously. When held at this voltage, the battery will seek its own current level and maintain itself in a fully charged condition.

**Note:** Due to the self-discharge characteristics of this type of battery, it is imperative that they be charged within 6 months of storage, otherwise permanent loss of capacity might occur as a result of sulfation.

### Chargers

Power-Sonic offers a wide range of chargers suitable for batteries up to 100AH. Please refer to the Charger Selection Guide in our specification sheets for “C-Series Switch Mode Chargers” and “Transformer Type A and F Series”. Please contact our Technical department for advice if you have difficulty in locating suitable models.

### Further Information

Please refer to our website [www.power-sonic.com](http://www.power-sonic.com) for a complete range of useful downloads, such as product catalogs, material safety data sheets (MSDS), ISO certification, etc..

### Contact Information



**DOMESTIC SALES**  
Tel: (07) 3386 1102  
Fax: (07) 3102 9913  
[sales@spb.net.au](mailto:sales@spb.net.au)

[www.sealedperformance.com.au](http://www.sealedperformance.com.au)  
1 Ant Road, Yatala  
Brisbane QLD 4207

